

MIGRANT INTEGRATION POLICY INDEX III

Key findings for Poland

MIPEX III



Tool to compare, analyse, and improve integration policy

- Do all residents have equal rights, responsibilities and opportunities to become equal members of society & Polish citizens?
- Benchmark policies and implementation measures, according to European & international standards
- Public “Quick Reference Guide”
- Strictly scrutinise policy objectives, progress, and results



Largest and most rigorous study of its kind (148 policy indicators)

7 Policy Areas for immigrants to participate in society:

- 1) Labour market mobility*
- 2) Family reunion*
- 3) Education
- 4) Political participation*
- 5) Long-term residence*
- 6) Access to nationality
- 7) Anti-discrimination

• Covers 27 EU Member States, Norway, Switzerland, Canada, USA



Key Findings

- 0 Critically unfavourable
- 1–20 Unfavourable
- 21–40 Slightly unfavourable
- 41–59 Halfway favourable
- 60–79 Slightly favourable
- 80–100 Favourable

Average @ ≈50%:

Halfway favourable

Political will counts,
more than tradition

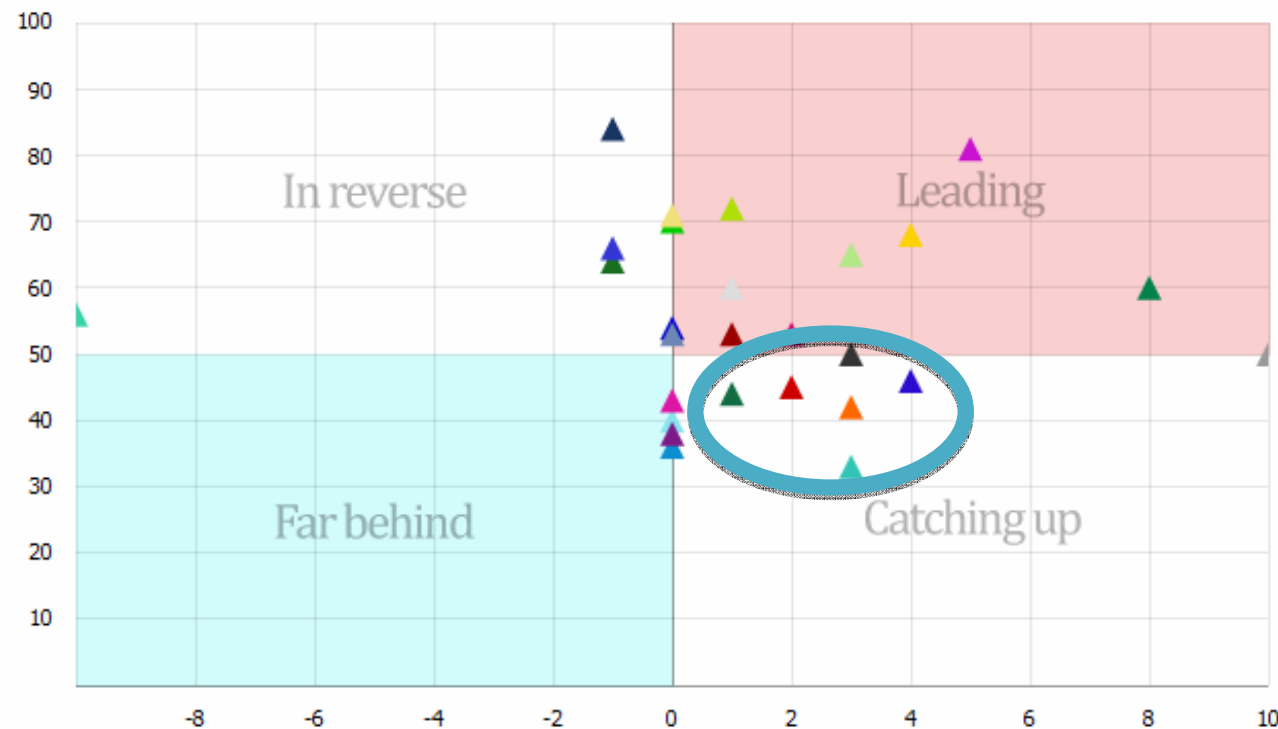
Policies more similar
and strong with ***EU law***

PL slow change into
migration country, 1 of
last w/out integration
policy for all

Rank	Country	Change since	
		MIPEX III*	MIPEX II**
1	Sweden	83	▼ (-1)
2	Portugal	79	▲ (+5)
3	Canada	72	▲ (+1)
4	Finland	69	■ (0)
5	Netherlands	68	■ (0)
6	Belgium	67	▲ (+4)
7	Norway	66	▼ (-1)
8	Spain	63	▲ (+3)
9	USA	62	■
10	Italy	60	▼ (-1)
11	Luxembourg	59	▲ (+8)
12	Germany	57	▲ (+1)
	United Kingdom	57	▼ (-10)
14	Denmark	53	▲ (+2)
	EU Average	52	■
15	France	51	■ (0)
16	Greece	49	▲ (+10)
	Ireland	49	▲ (+1)
18	Slovenia	48	■ (0)
19	Czech Republic	46	▲ (+4)
	Estonia	46	▲ (+2)
21	Hungary	45	▲ (+3)
	Romania	45	■
23	Switzerland	43	■ (0)
24	Austria	42	▲ (+3)
	Poland	42	▲ (+1)
26	Bulgaria	41	■
27	Lithuania	40	▲ (+1)
28	Malta	37	■ (0)
29	Slovakia	36	■ (0)
30	Cyprus	35	■ (0)
31	Latvia	31	▲ (+3)

**MIGRANT
INTEGRATION
POLICY
INDEX III**





Key changes

MIPEX

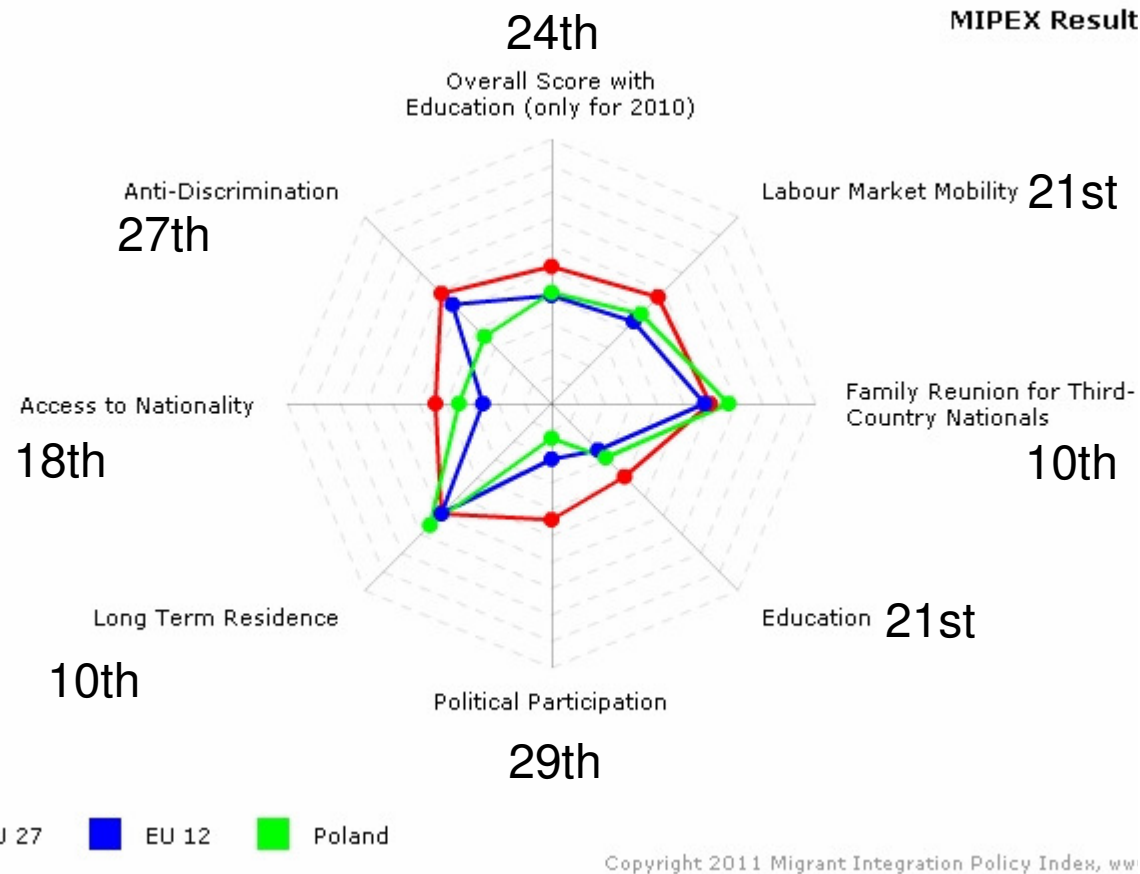
Few government changes based on facts

Monitor statistics, but evaluate policy impact?

Increasingly, elections and public perceptions

■ Austria	■ Belgium	■ Canada	■ Cyprus	■ Czech Republic	■ Denmark
■ Estonia	■ Finland	■ France	■ Germany	■ Greece	■ Hungary
■ Ireland	■ Italy	■ Latvia	■ Lithuania	■ Luxembourg	■ Malta
■ Netherlands	■ Norway	■ Poland	■ Portugal	■ Slovakia	■ Slovenia
■ Spain	■ Sweden	■ Switzerland	■ United Kingdom		





Without integration policy, PL lacks **policy coherence**

- EU12 transposed EU law on family reunion & long-term residence when low priority during accession; laws are new, little known

- ***How to implement better & make legal, clear rules?***

- Like EU12, weaker on labour market, education, nationality, esp. political participation

- Far below on discrimination

- ***Bills would improve integration substantially:***
How to support this thinking?

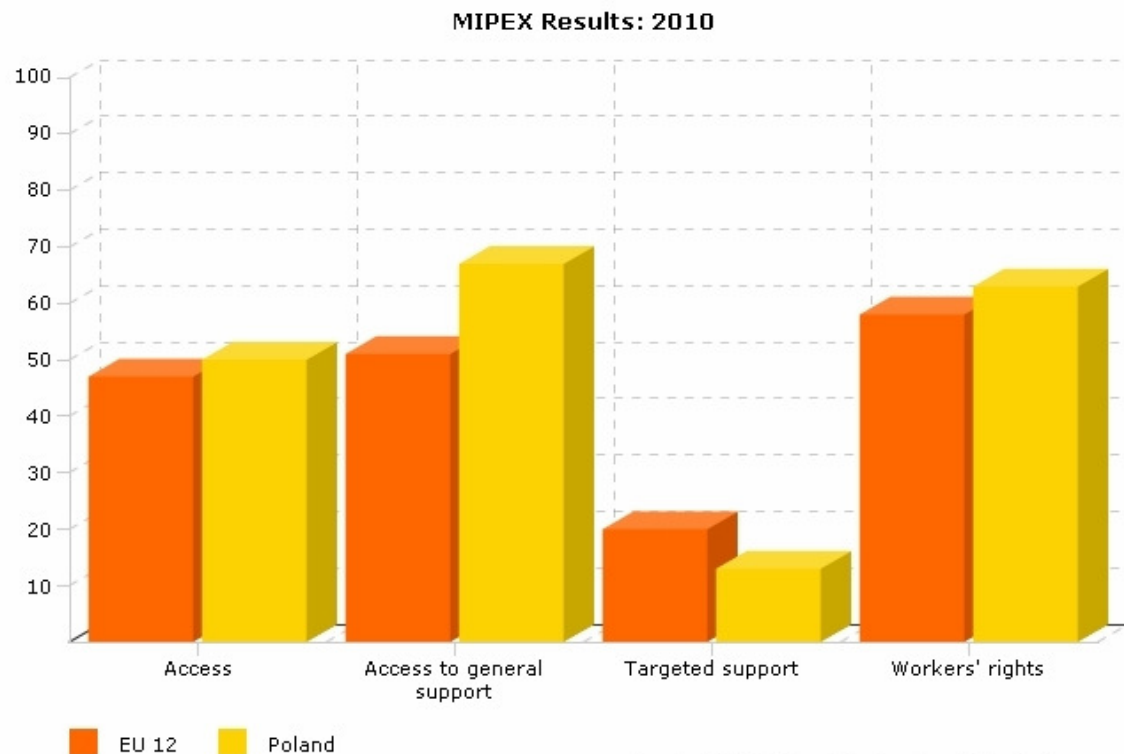
**MIGRANT
INTEGRATION
POLICY
INDEX III**



WWW.MIPEX.EU

Labour market mobility

MIPEX III



Copyright 2011 Migrant Integration Policy Index, www.mi

As contradictory as EU12

Equal access to training & public job services...

Hardly any targeted support

‘Halfway’ access to labour market for newcomers

Equal access in countries attracting workers (e.g. CZ)

**MIGRANT
INTEGRATION
POLICY
INDEX III**

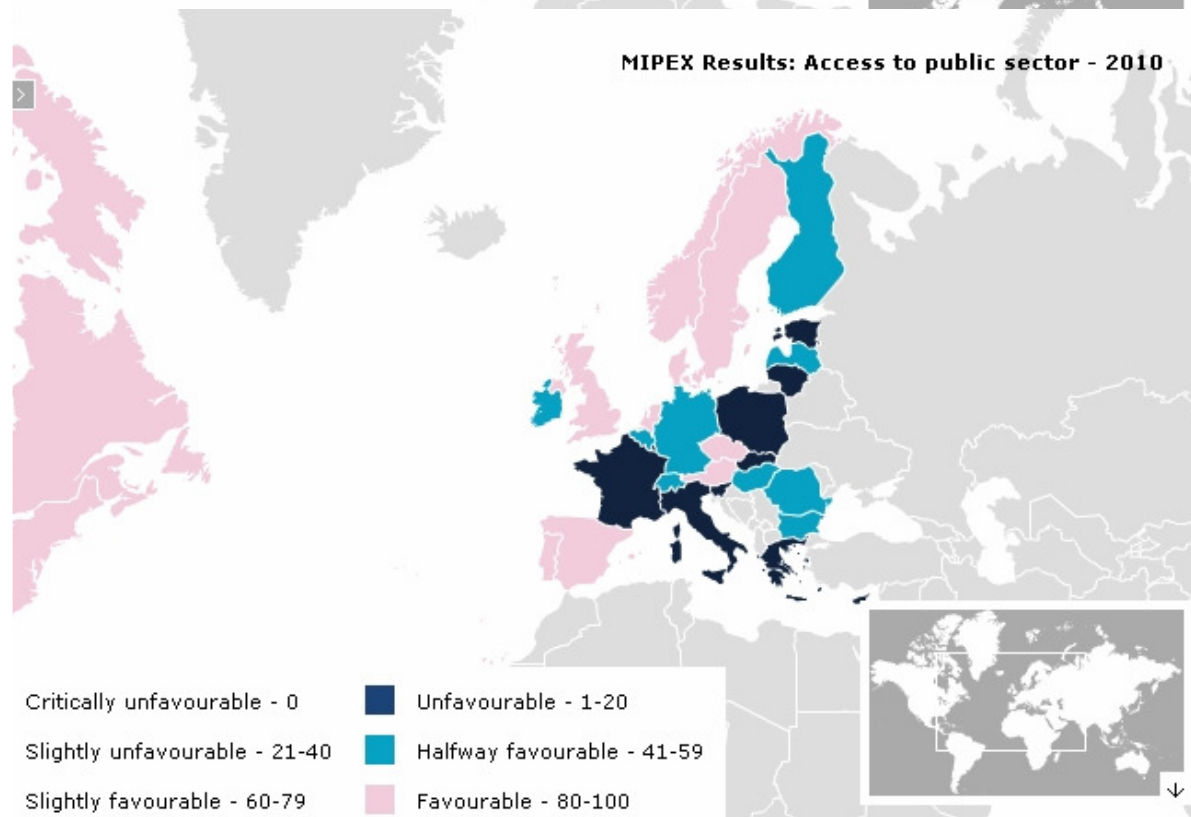
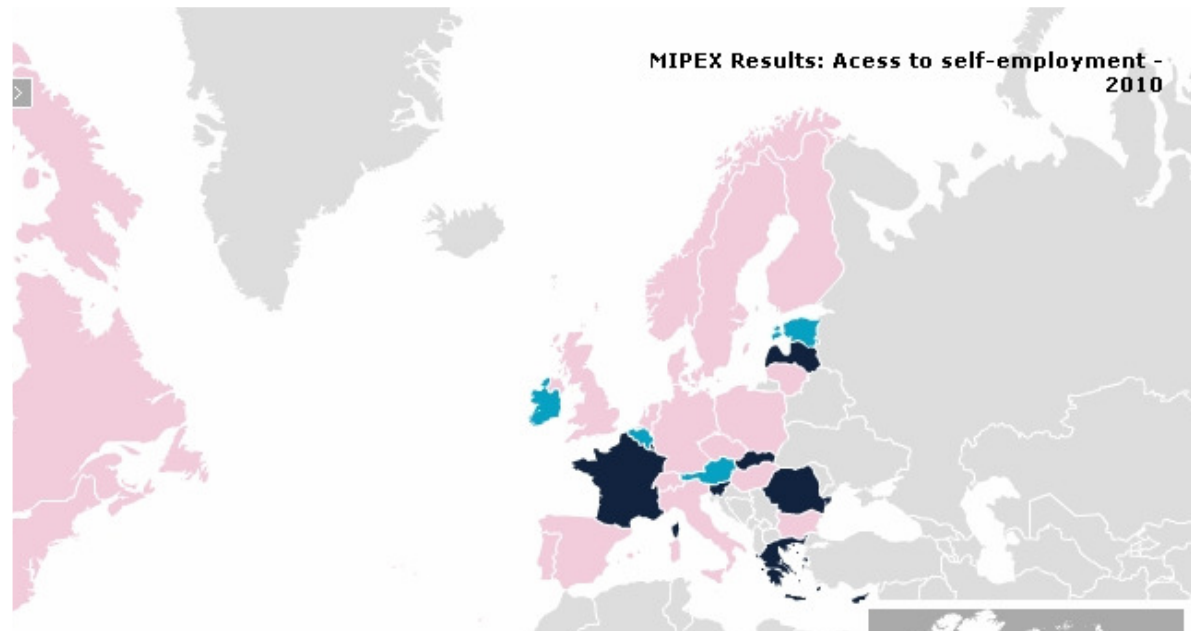


Labour market mobility

MIPEX III

'09 Law allows Equal Self-Employment as most, referring to EU standards

No access to public, sector unlike most: equal in most attracting migrant workers



Family reunion

Areas of Strength:

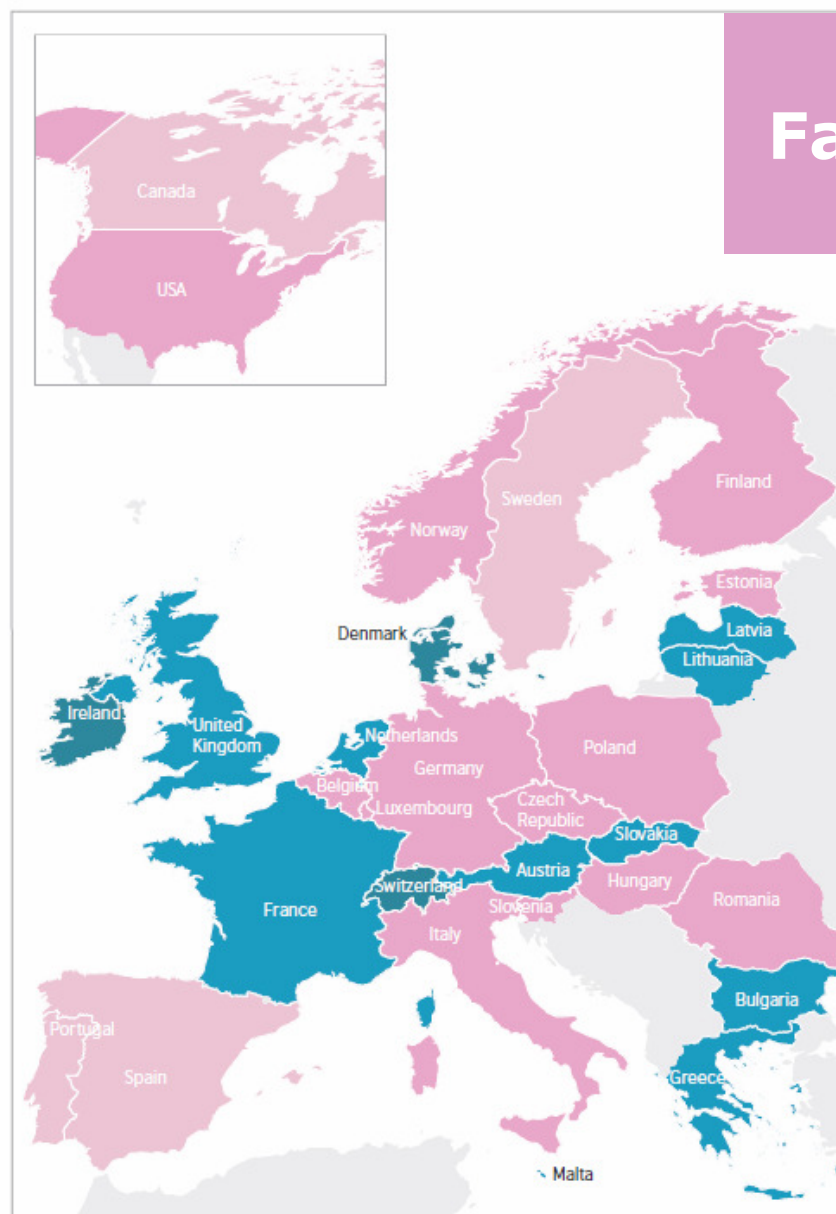
Basic legal right, security & rights for **reunited families** because of EU law

Basic 'average' conditions, less discretionary than EU12

Unlike PL, 20 allow application after ≤ 1 year

WWW.MIPEX.EU

Rank	Country	MIPEX%	
		III	II
1	Portugal	91 ▲ (89)	
2	Canada	89 ■ (89)	
3	Spain	85 ▲ (76)	
4	Sweden	84 ▼ (89)	
5	Slovenia	75 ■ (75)	
6	Italy	74 ▼ (78)	
7	Finland	70 ■ (70)	
8	Belgium	68 ▼ (70)	
	Norway	68 ▼ (72)	
10	Luxembourg	67 ▲ (53)	
	Poland	67 ■ (67)	
	USA	67 ■	
13	Czech Republic	66 ■ (66)	
14	Estonia	65 ■ (65)	
	Romania	65 ■	
16	Hungary	61 ▲ (56)	
17	Germany	60 ▼ (62)	
	EU Average	60 ■	
18	Lithuania	59 ■ (59)	
19	Netherlands	58 ▼ (59)	
20	United Kingdom	54 ▼ (56)	
21	Slovakia	53 ■ (53)	
22	France	52 ▼ (53)	
23	Bulgaria	51 ■	
24	Greece	49 ▲ (47)	
25	Malta	48 ▼ (50)	
26	Latvia	46 ■ (46)	
27	Austria	41 ▼ (43)	
28	Switzerland	40 ■ (40)	
29	Cyprus	39 ■ (39)	
30	Denmark	37 ■ (37)	
31	Ireland	34 ▼ (36)	

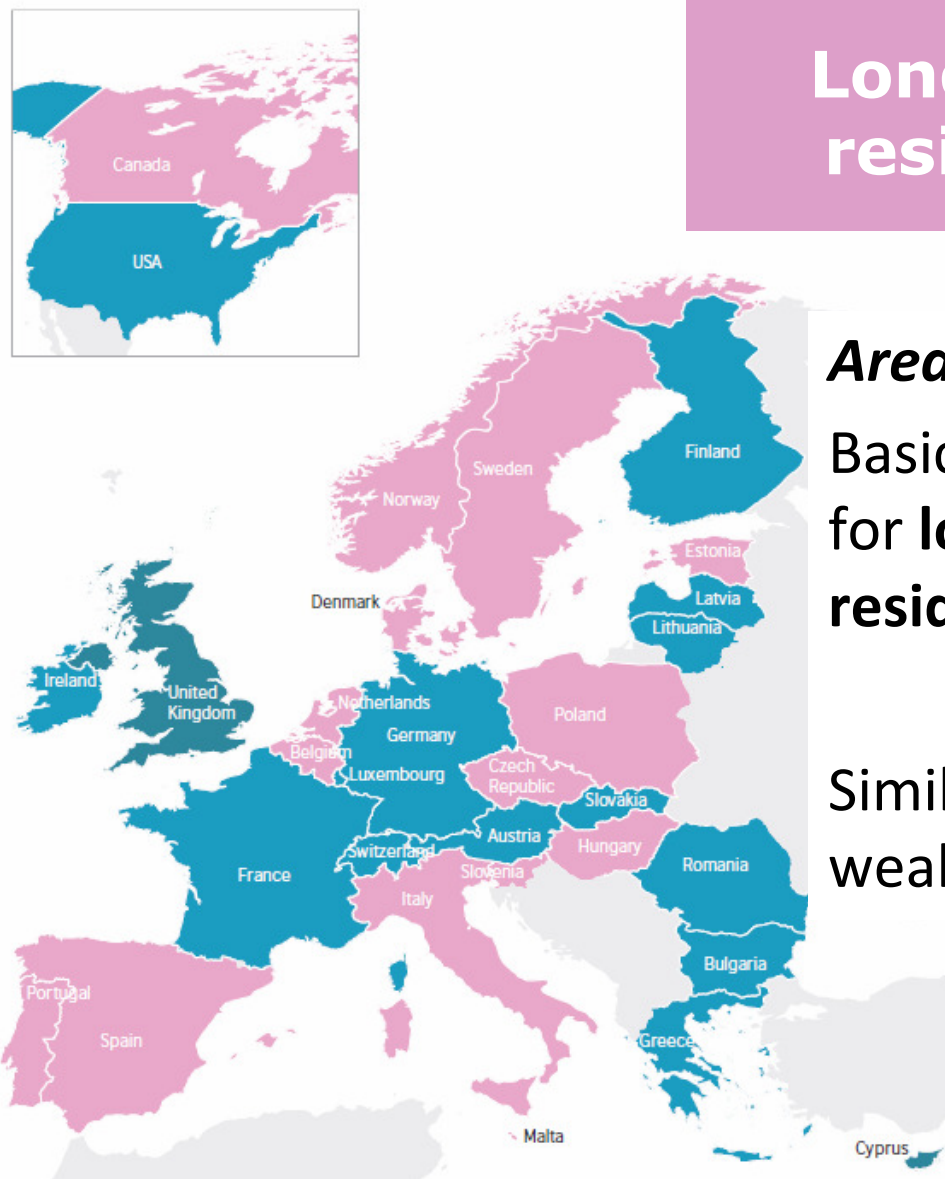


Long-term residence

Areas of Strength:

Basic security & rights for **long-term residents**, with EU law

Similar strengths & weaknesses as FreU



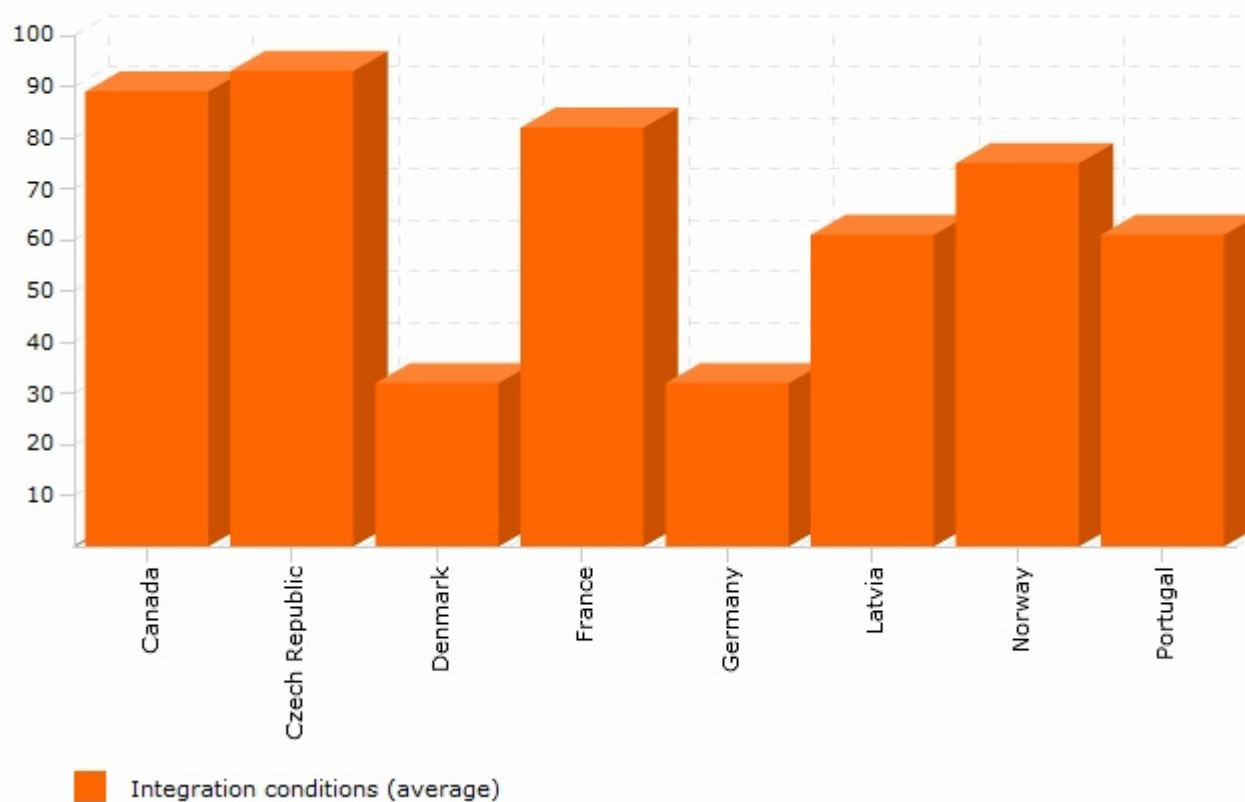
Rank	Country	MIPEX% III	II
1	Belgium	79 ▲ (64)	
2	Spain	78 ▲ (72)	
	Sweden	78 ■ (78)	
4	Portugal	69 ▲ (55)	
	Slovenia	69 ■ (69)	
6	Netherlands	68 ■ (68)	
7	Estonia	67 ▼ (68)	
8	Denmark	66 ▲ (64)	
	Italy	66 ▼ (69)	
10	Czech Republic	65 ■ (65)	
	Poland	65 ■ (65)	
12	Malta	64 ■ (64)	
13	Canada	63 ▲ (60)	
14	Norway	61 ■ (61)	
15	Hungary	60 ▲ (54)	
16	Latvia	59 ▲ (51)	
	EU Average	59 ■	
17	Austria	58 ▲ (54)	
	Finland	58 ■ (58)	
19	Bulgaria	57 ■	
	Lithuania	57 ■ (57)	
21	Greece	56 ■ (56)	
	Luxembourg	56 ▼ (57)	
23	Romania	54 ■	
24	Germany	50 ■ (50)	
	Slovakia	50 ■ (50)	
	USA	50 ■	
27	France	46 ■ (46)	
28	Ireland	43 ■ (43)	
29	Switzerland	41 ■ (41)	
30	Cyprus	37 ▼ (41)	
31	United Kingdom	31 ▼ (74)	



Basic average conditions, so far...

MIPEX III

MIPEX Results: 2010



Copyright 2011 Migrant Integration Policy Index, www.r

**MIGRANT
INTEGRATION
POLICY
INDEX III**



Basic income: any higher not favourable for integ.

Trend towards language knowledge not just for citizenship, but also LTR

Does PL actually want migrants to succeed?

Must be basic (A1), with exemptions & free courses & study guides for all (e.g. CZ)

Rank	Country	MIPEX% III
1	Sweden	77
2	Canada	71
3	Belgium	66
4	Finland	63
	Norway	63
	Portugal	63
7	United Kingdom	58
8	USA	55
9	Luxembourg	52
10	Denmark	51
	Netherlands	51
12	Estonia	50
13	Spain	48
14	Switzerland	45
15	Austria	44
	Czech Republic	44
17	Germany	43
18	Greece	42
19	Italy	41
	EU Average	39
20	Cyprus	33
21	France	29
	Poland	29
23	Ireland	25
24	Slovakia	24
	Slovenia	24
26	Romania	20
27	Latvia	17
	Lithuania	17
29	Malta	16
30	Bulgaria	15
31	Hungary	12



Education

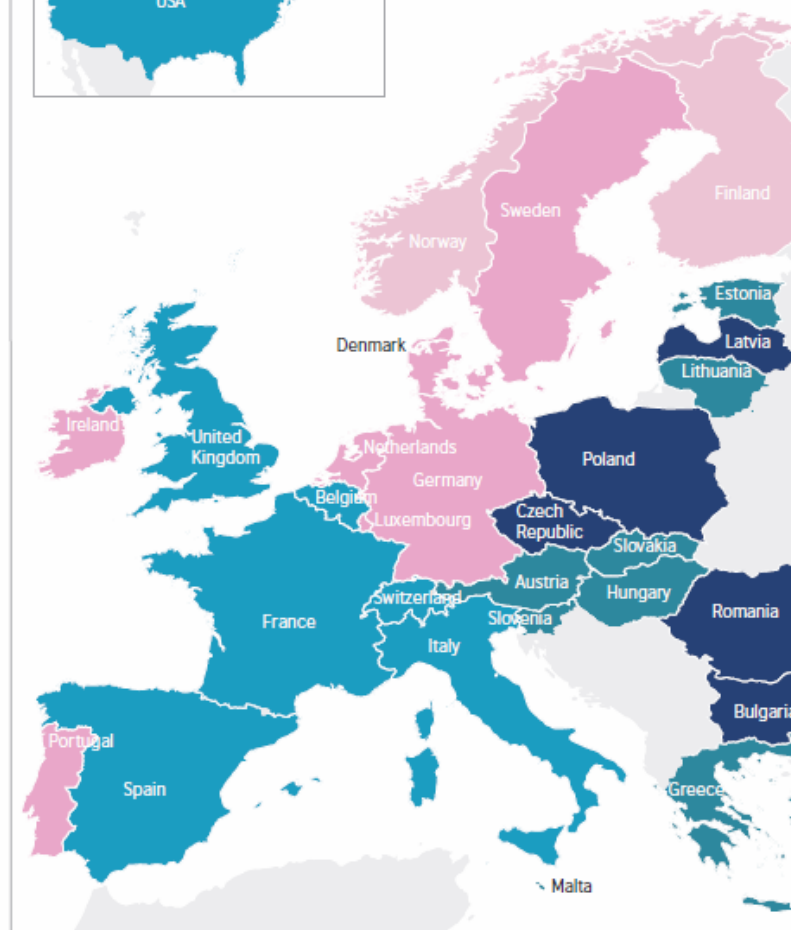
MIPEX III

In PL like most, equal access & general support for all until 18 but too much school discretion to address migrant needs & opportunities

Unlike PL, half allow equal access at all levels. Most offer all high-standard language courses until academic fluency & better support intercultural education



Rank	Country	MIPEX%	
		III	II
1	Norway	94	■ (94)
2	Finland	87	■ (87)
3	Ireland	79	■ (79)
	Netherlands	79	■ (79)
5	Luxembourg	78	▲ (76)
6	Sweden	75	■ (75)
7	Portugal	70	▲ (69)
8	Germany	64	■ (64)
9	Denmark	62	▼ (66)
10	Belgium	59	▼ (61)
	Switzerland	59	▲ (58)
12	Spain	56	■ (56)
13	United Kingdom	53	■ (53)
14	Italy	50	■ (50)
15	USA	45	■
16	France	44	■ (44)
	EU Average	44	■
17	Greece	40	▲ (25)
18	Canada	38	■ (38)
19	Austria	33	■ (33)
	Hungary	33	■ (33)
21	Estonia	28	■ (28)
	Slovenia	28	■ (28)
23	Cyprus	25	■ (25)
	Lithuania	25	■ (25)
	Malta	25	■ (25)
26	Slovakia	21	■ (21)
27	Latvia	18	■ (18)
28	Bulgaria	17	■
29	Czech Republic	13	■ (13)
	Poland	13	■ (13)
31	Romania	8	■



Political participation

MIPEX III

Despite renewed interest, reform needed, esp. EU12

Voting rights part of 'best practice' in 5 CEE states

Missing key political liberties

NGO funds limited to EIF: esp. in EU12

No consultation body with migrants: now in 15, e.g. ES, GR, EU Integration Forum...



Rank	Country	MIPEX%	
		III	II
1	Portugal	82	■ (82)
2	Sweden	79	■ (79)
3	Canada	74	■ (74)
4	Belgium	69	■ (69)
5	Luxembourg	66	▲ (34)
	Netherlands	66	▲ (65)
7	Italy	63	▼ (65)
8	USA	61	■
9	France	59	■ (59)
	Germany	59	▲ (52)
	United Kingdom	59	▼ (75)
12	Ireland	58	▼ (60)
13	Finland	57	▲ (54)
	Greece	57	▲ (18)
	EU Average	44	■
15	Norway	41	■ (41)
16	Spain	39	■ (39)
17	Switzerland	36	■ (36)
18	Poland	35	■ (35)
19	Czech Republic	33	■ (33)
	Denmark	33	■ (33)
	Slovenia	33	■ (33)
22	Cyprus	32	■ (32)
23	Hungary	31	▲ (28)
24	Romania	29	■
25	Slovakia	27	▼ (39)
26	Malta	26	■ (26)
27	Bulgaria	24	■
28	Austria	22	■ (22)
29	Lithuania	20	■ (20)
30	Estonia	16	▲ (15)
31	Latvia	15	▼ (16)



Access to nationality

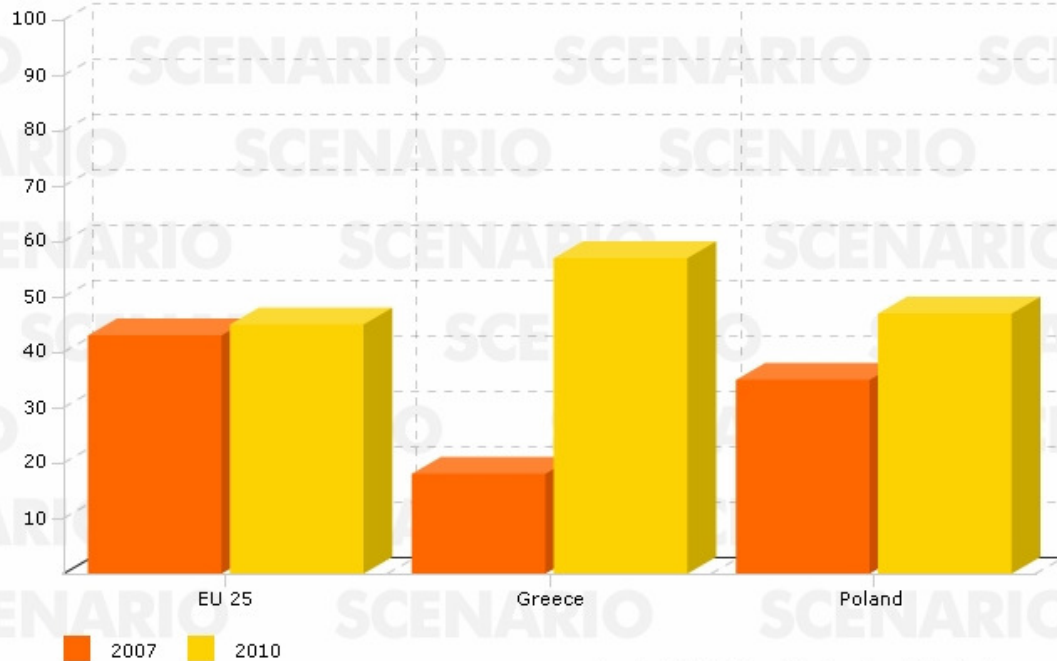
MIPEX III

Besides dual nationality PL missing EU reform trend toward short residence period, dual nationality (18) & some ius soli (15, e.g. GR)

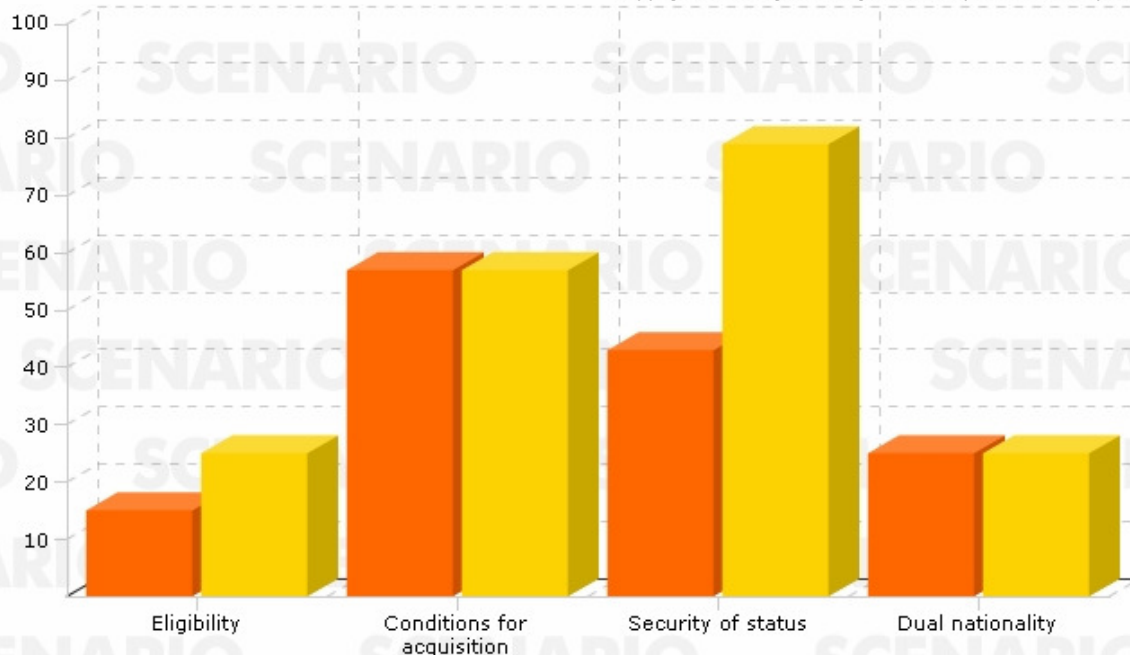
‘Average’ but vague conditions; unbalanced discretion in acquisition



MIPEX Results: Access to Nationality



Copyright 2011 Migrant Integration Policy Index, www.mipex.eu



Access to nationality

MIPEX III

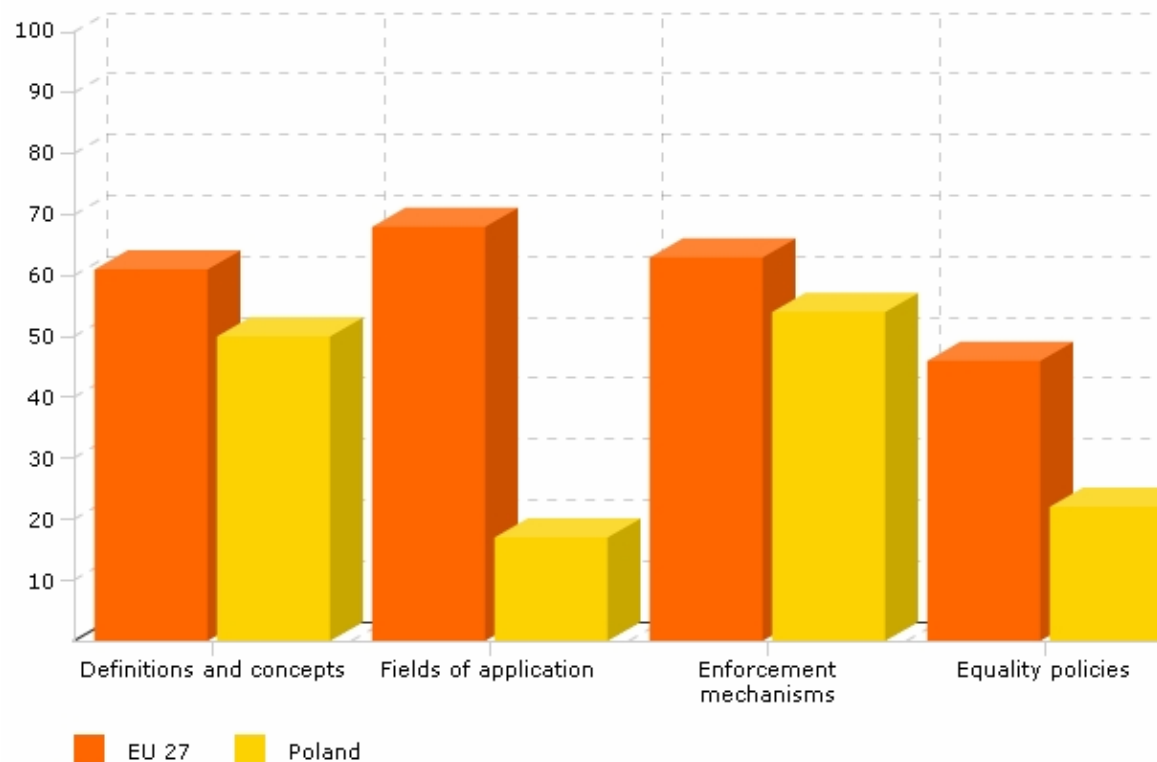
2009 Bill would slightly improve legal conditions for integration, with policy like 'EU average'

- 3 years uninterrupted 'permanent' residence (for EU27, average but less flexible)
- Same vague conditions
- 'Acknowledgement' procedure by Voivods provides security that is favourable for integration (like several EU reformers)
- Legal entitlement except for public order ground (like 10)
- Reasoned decision & review, (like 23)

Anti-discrimination

MIPEX III

MIPEX Results: 2010



Copyright 2011 Migrant Integration Policy Index, w

**MIGRANT
INTEGRATION
POLICY
INDEX III**

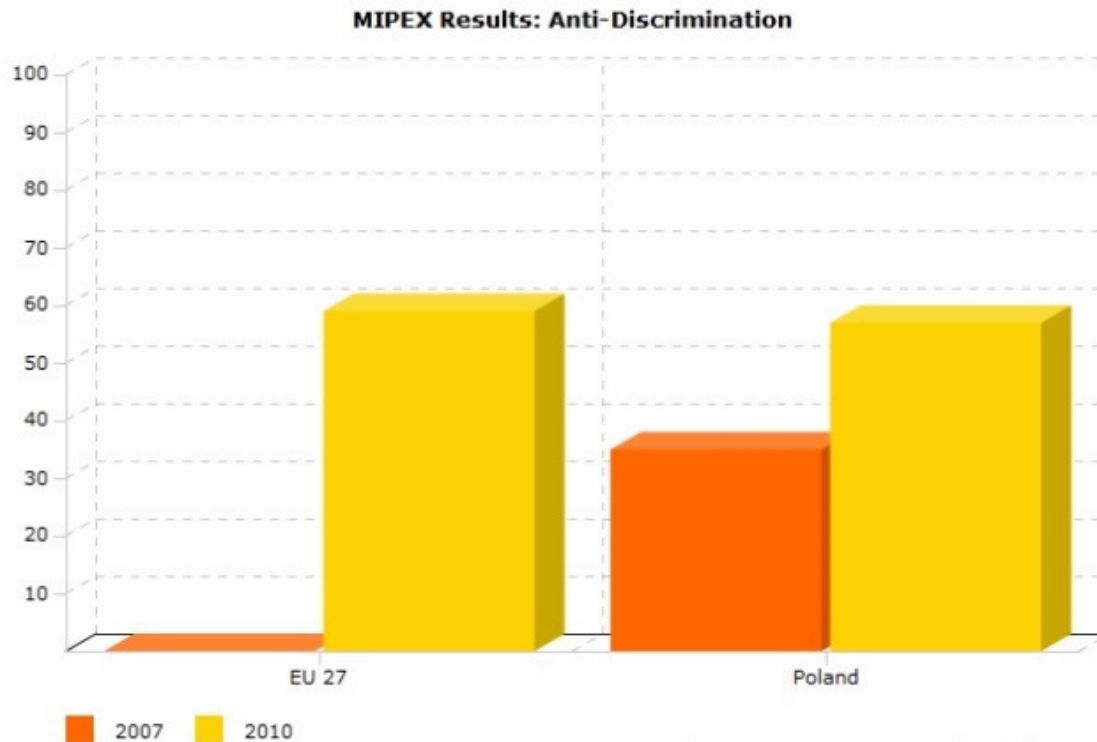


- Unlike in nearly all MS, PL residents not protected from ethnic, racial, religious **discrimination** in all areas of life, against EU Directive
- Required victimisation protections slightly improve enforcement, but still below average
- Only MS w/out equality body for victims
- Govt. commitments weaker than most

WWW.MIPEX.EU

Anti-discrimination

MIPEX III



Copyright 2011 Migrant Integration Policy Index, www.mipex.eu

2010 Bill transposing Racial Equality Directive 'minimum standards' would make AD law much more favourable for integration in all areas of life (e.g. CZ, EE)



MIGRANT INTEGRATION POLICY INDEX III

MIPEX III

WWW.MIPEX.EU

